

# CROSS-LINKING

A JOURNEY BEYOND THE BLUR



GLAUKOS

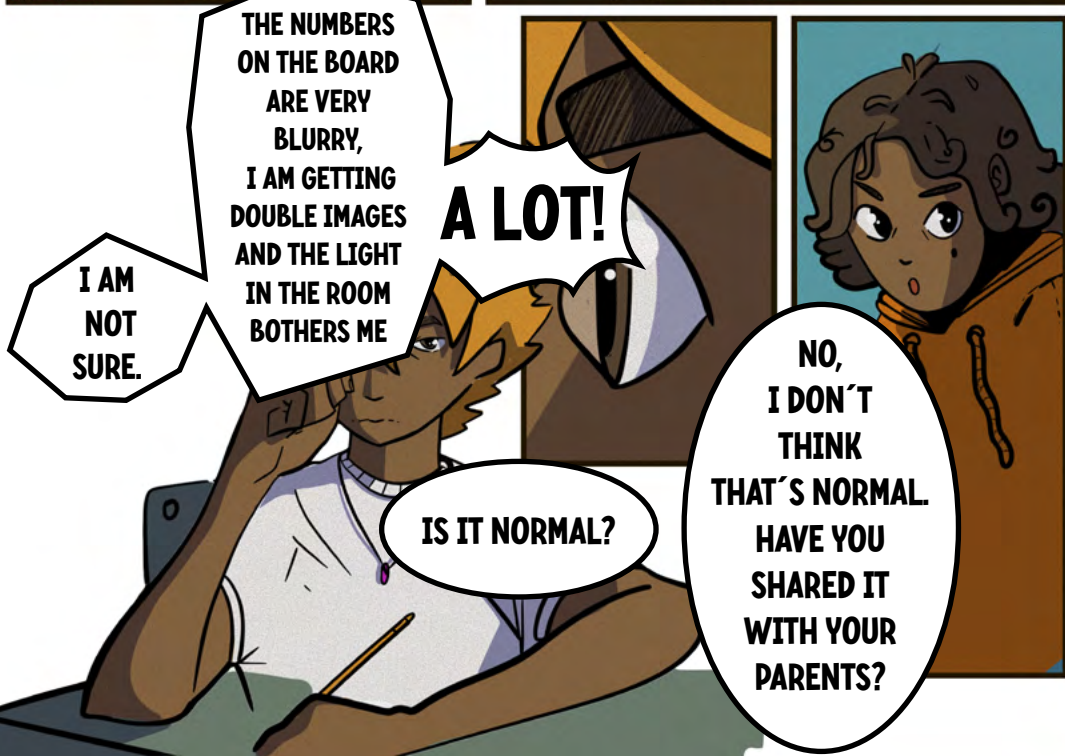
# CHAPTER 1

## A JOURNEY BEYOND THE BLUR





# A NORMAL DAY AT COLLEGE...



**LATER ON THAT DAY...**



**NO!**

**I CAN'T KEEP  
PLAYING LIKE THIS!  
THE BALL LOOKS  
WARPED AND I SEE  
BLURRED...**

**WHAT'S WRONG  
WITH ME?**







HMMM



WHY CAN'T  
I SEE LIKE I  
USED TO? WHAT  
HAS HAPPENED  
TO MY EYES?



ARRGHH



I  
CAN BARELY  
SEE WHAT  
I AM  
WRITTING

TIME TO  
REST FOR  
TODAY



...AND  
PLAY  
A BIT



MY  
EYES  
ARE  
SO  
...

ITCHY





**I CANNOT  
EVEN  
WATCH TV**

**THAT'S  
IT!**

**MOM**

**I NEED TO TELL YOU  
SOMETHING...**




**I'VE BEEN  
EXPERIENCING  
FOR MONTHS**

**THAT  
SOMETHING  
ISN'T RIGHT WITH  
MY EYES AND  
I'M VERY WORRIED**



**WHY DID YOU  
NOT TELL ME  
ABOUT THIS  
BEFORE?**

**MAYBE WE NEED  
TO GO AND SEE  
AN EYE SPECIALIST**



**THANKS MOM  
THAT WOULD  
BE GREAT**

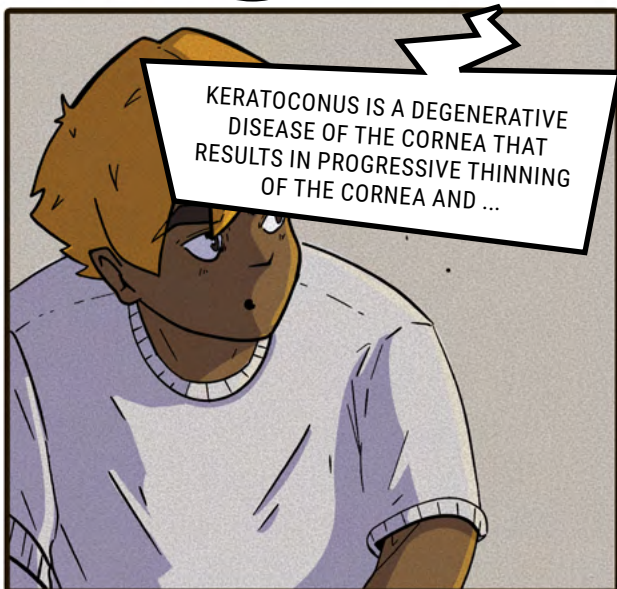

**I AM REALLY  
STRUGGLING  
AND UPSET  
WITH THIS**



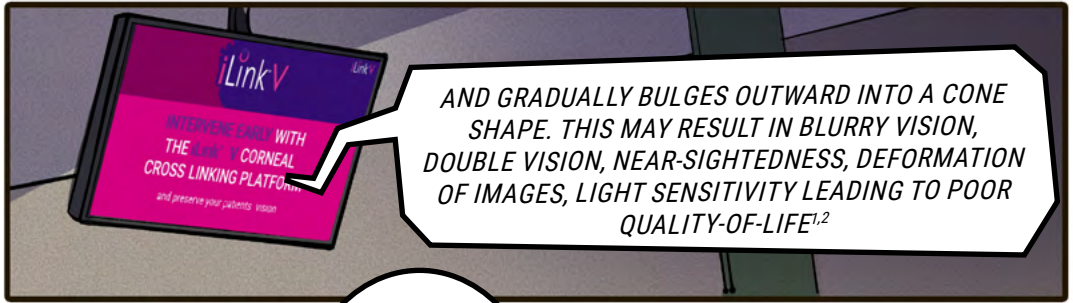
# CHAPTER 2

## ENCOUNTERS IN THE WAITING ROOM

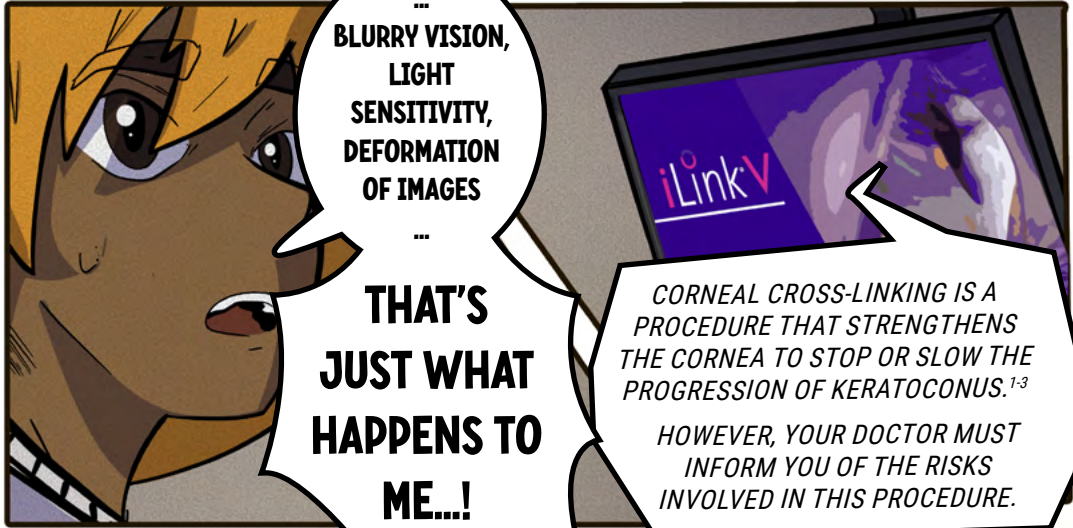






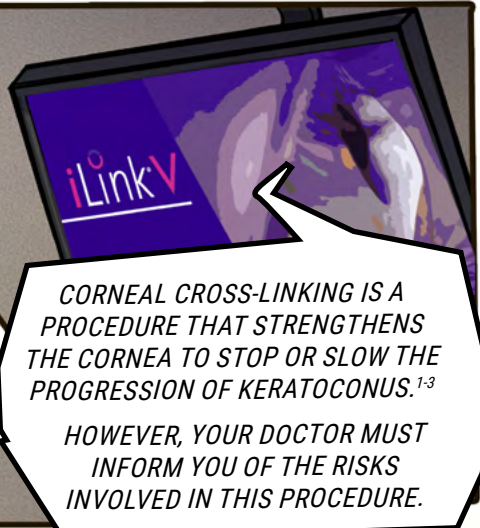


AND GRADUALLY BULGES OUTWARD INTO A CONE SHAPE. THIS MAY RESULT IN BLURRY VISION, DOUBLE VISION, NEAR-SIGHTEDNESS, DEFORMATION OF IMAGES, LIGHT SENSITIVITY LEADING TO POOR QUALITY-OF-LIFE<sup>1,2</sup>




...  
BLURRY VISION,  
LIGHT  
SENSITIVITY,  
DEFORMATION  
OF IMAGES  
...

**THAT'S  
JUST WHAT  
HAPPENS TO  
ME...!**



CORNEAL CROSS-LINKING IS A PROCEDURE THAT STRENGTHENS THE CORNEA TO STOP OR SLOW THE PROGRESSION OF KERATOCONUS.<sup>1-3</sup>

HOWEVER, YOUR DOCTOR MUST INFORM YOU OF THE RISKS INVOLVED IN THIS PROCEDURE.



**CROSS-LINKING,  
MAYBE  
I COULD  
HAVE THAT TO  
HELP ME**

**HMMM...**



HELLO

MY NAME IS  
HIKARU

IS  
THIS  
YOUR  
FIRST  
TIME  
HERE?

AH...  
I AM  
AKIO  
...

YES,  
IT'S MY  
FIRST  
TIME...

I JUST  
THINK  
I HAVE  
THAT  
...

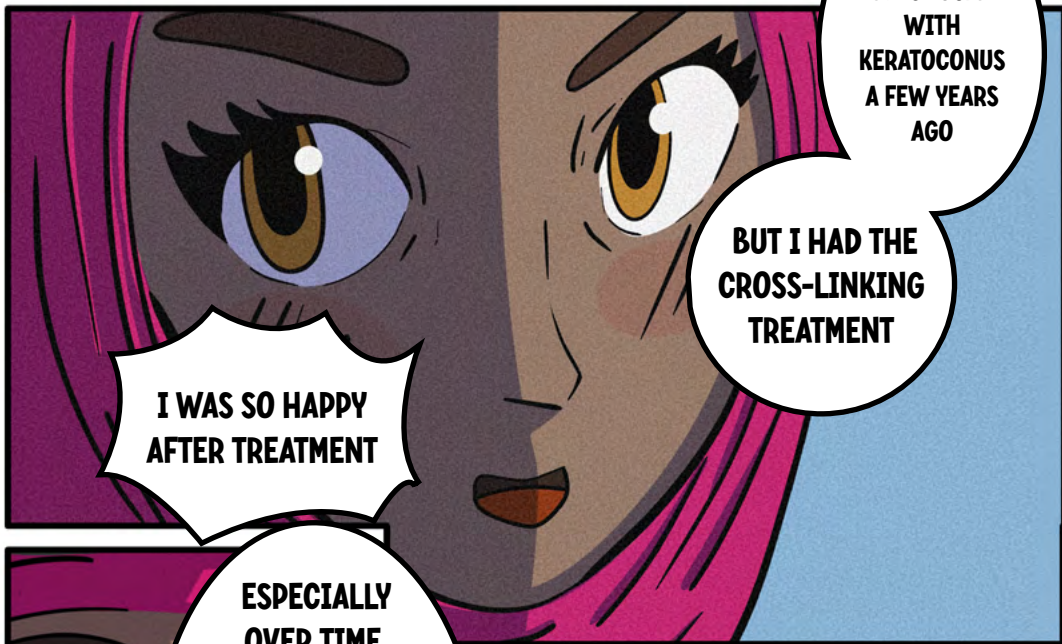


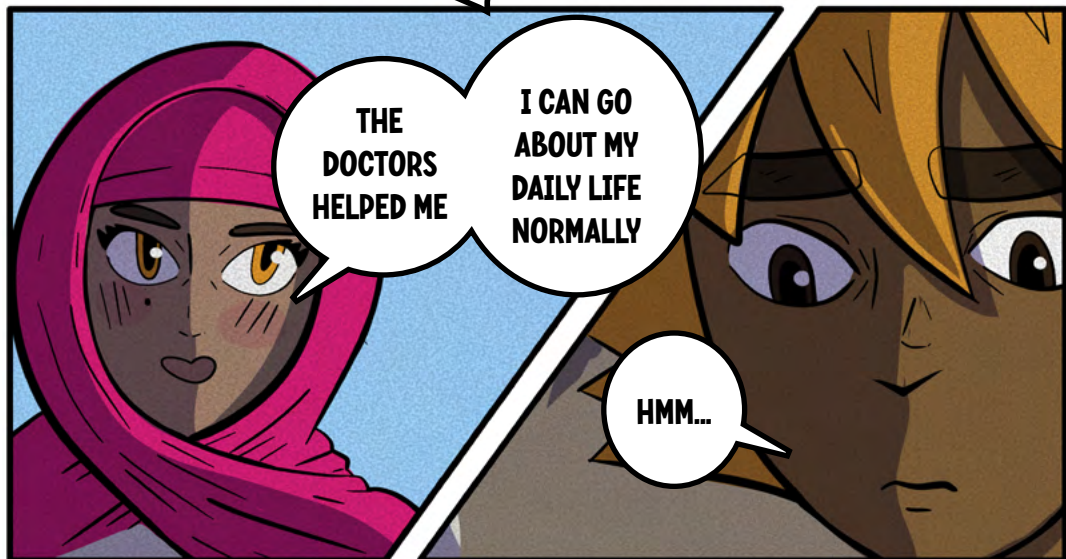
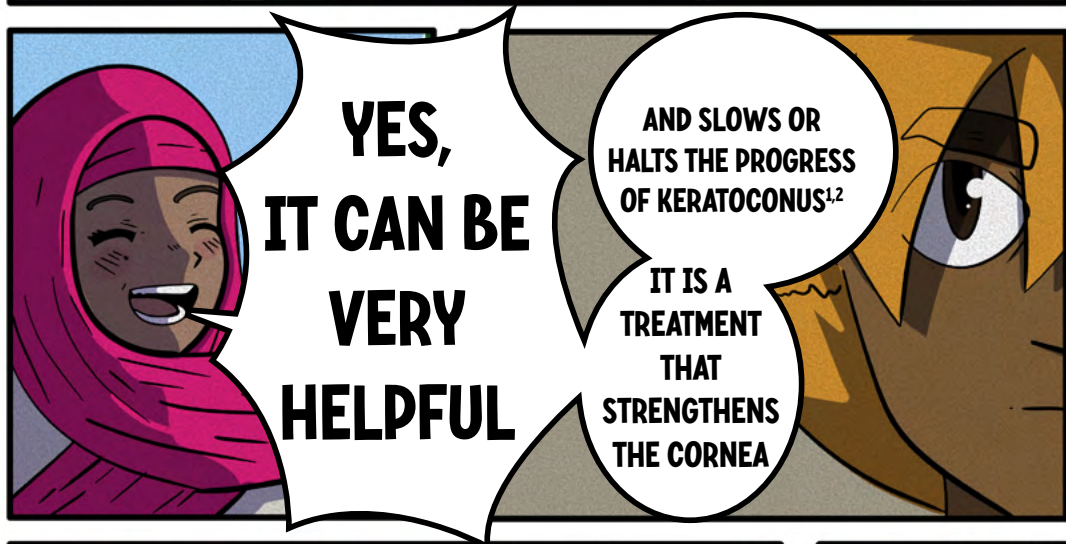

...  
**KERATOCONUS**




WE ALL  
ARRIVED  
HERE A  
LITTLE  
SCARED AT  
FIRST







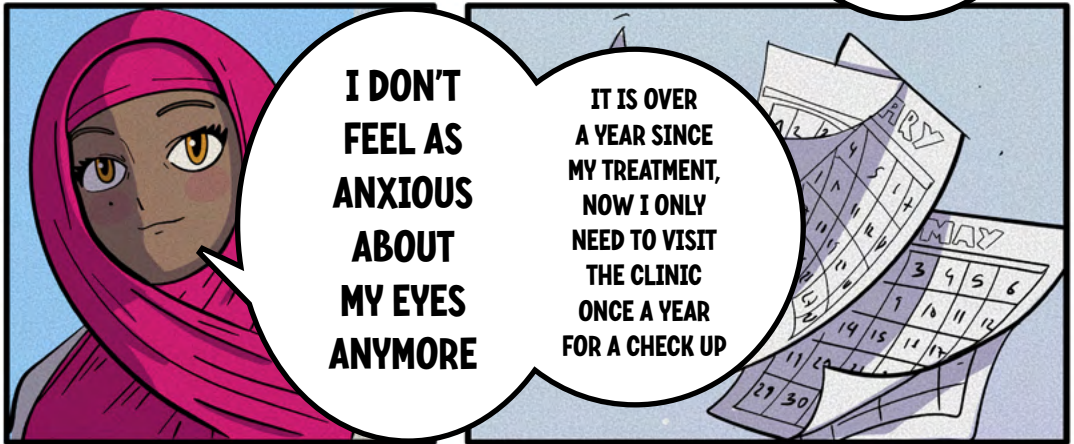




**I KNOW  
EVERYTHING  
SEEMS  
CONFUSING  
NOW**

**BUT  
TRUST  
ME**

**I'M  
SO HAPPY  
AFTER HAVING  
UNDERGONE  
CROSS-LINKING  
WITH THE  
iLink™ V  
PLATFORM**




**I DON'T  
FEEL AS  
ANXIOUS  
ABOUT  
MY EYES  
ANYMORE**

**IT IS OVER  
A YEAR SINCE  
MY TREATMENT,  
NOW I ONLY  
NEED TO VISIT  
THE CLINIC  
ONCE A YEAR  
FOR A CHECK UP**



**THANK  
YOU FOR  
TELLING ME  
THIS,  
HIKARU**

**I DON'T  
FEEL SO  
ALONE  
ANYMORE**




**YOU WILL  
BECOME  
YOUR OWN  
HERO LIKE  
I WAS,  
AKIO**






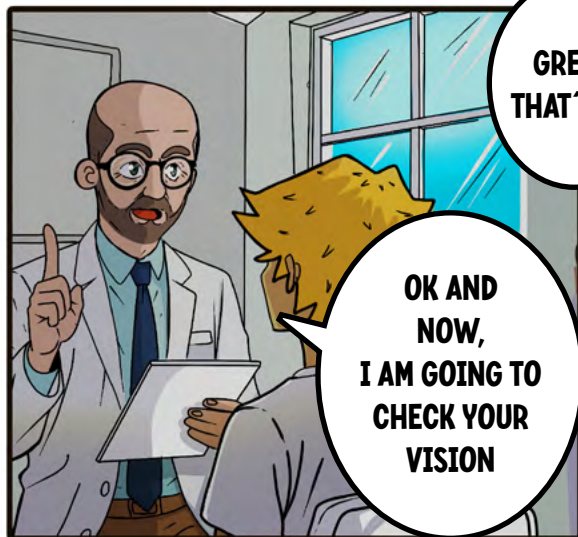


# CHAPTER 3


## THE MONSTER UNVEILED













**CAN YOU  
READ THESE  
LETTERS FOR  
ME?**




**UMMM  
...**

**I CAN'T...  
THEY LOOK  
DISTORTED!**



**AFTER  
THE  
TESTS**

**I CAN  
CONFIRM  
YOU HAVE  
KERATOCONUS**



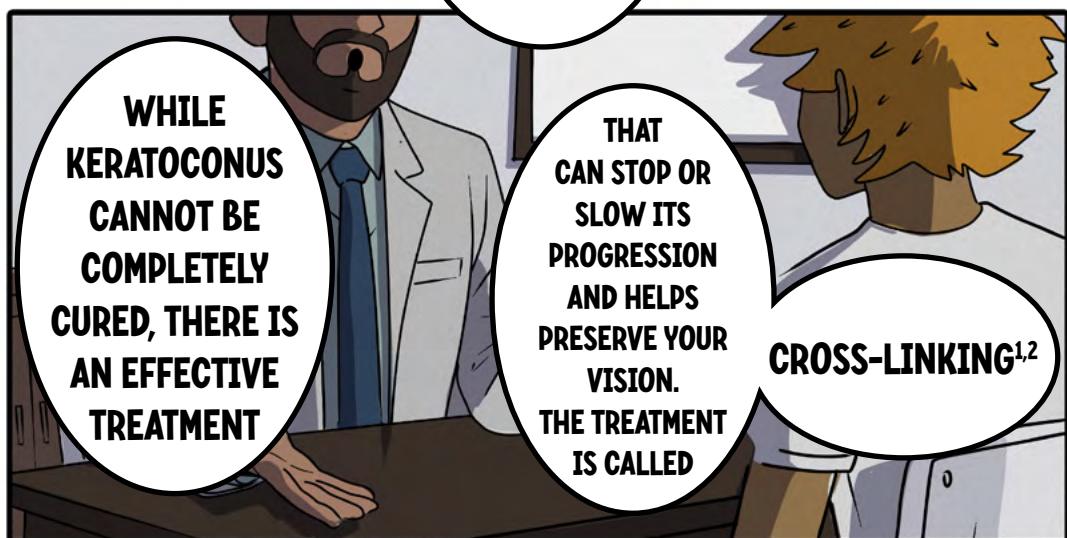
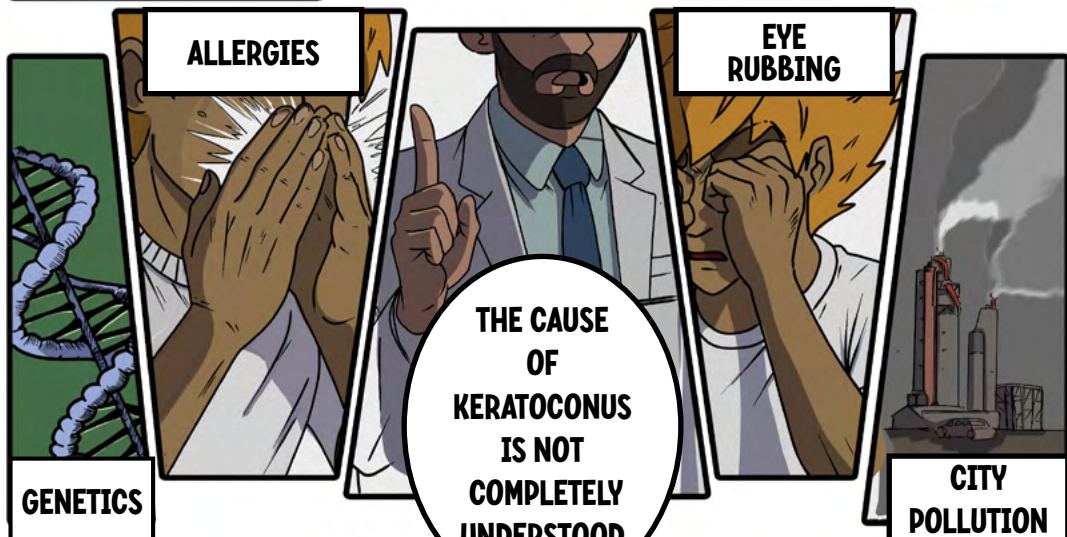
**IT'S A  
PROGRESSIVE  
EYE DISEASE  
WHERE THE  
CORNEA THINS...**

**AND BEGINS TO  
BULGE INTO A  
CONE SHAPE,  
WHICH DISTORTS  
YOUR VISION**



**EARLY  
DETECTION  
AND TREATMENT  
ARE IMPORTANT  
TO CONTROL THE  
DISEASE?**







**IT'S A SAFE,  
MINIMALLY  
INVASIVE  
OUTPATIENT  
TREATMENT**



**WE APPLY RIBOFLAVIN DROPS AND UV LIGHT  
TO STRENGTHEN YOUR CORNEA**



**BECAUSE OF ITS  
PROVEN SAFETY  
AND EFFICACY<sup>3</sup>**

**WHICH WILL  
IMPROVE YOUR  
QUALITY OF  
LIFE**

**HOWEVER,  
IT MAY INVOLVE  
SOME RISKS TO BE  
CONSIDERED**

**LIKE  
POSTOPERATIVE  
INFECTION,  
CORNEAL HAZE  
AND ENDOTHELIAL  
DAMAGE**

**I USE THE  
iLink™ V  
CORNEAL  
CROSS-LINKING  
PLATFORM**




**SO  
...**


**WE  
CAN  
FIGHT  
IT!**







...  
**YOU WILL  
BECOME YOUR  
OWN HERO LIKE  
I WAS**



**DON'T  
WORRY,  
I'LL BE  
FIGHTING  
BY YOUR  
SIDE...**





**WE ARE  
HERE  
TO  
FIGHT  
YOU!**

**FIGHT STARTS**


**iLink V  
WILL HALT OR  
SLOW YOUR  
PROGRESSION!**





# CHAPTER 4

## LIGHT IN THE BATTLE





## THE DAY OF THE TREATMENT

WELL AKIO,  
HERE WE  
ARE!

LET'S  
TREAT YOUR  
KERATOCONUS

WITH THE  
iLink™ V  
CROSSLINKING  
PROCEDURE

EARLIER  
INTERVENTION  
IN EYES WITH  
KERATOCONUS  
IS KEY

TO SLOW  
OR HALT  
THE DISEASE  
PROGRESSION  
AND WILL HELP  
TO PREVENT  
VISION LOSS

YES DR.  
I AM READY,  
LET'S GO  
AND FIGHT THE  
MONSTER!

OK, WELL,  
YES, I SEE,  
THE  
MONSTER  
....




YOU WILL  
LIE ON THE  
TREATMENT  
BED, RELAX  
AND THEN  
YOU WILL  
SEE A RED  
LIGHT



ALL  
CLEAR!



ALRIGHT,  
LET'S  
START!



AKIO,  
I WILL EXPLAIN  
TO YOU THE STEPS  
WE ARE GOING  
TO FOLLOW THIS  
MORNING  
TO TREAT  
"THE MONSTER"

AS YOU  
CALLED:  
THE  
KERATOCONUS

IT IS  
IMPORTANT  
YOU ARE NOT  
SCARED

THE  
TREATMENT  
IS QUICK AND  
WILL TAKE  
JUST ABOUT  
20 MINUTES







**KERATOCONUS!**

**I AM  
NOT  
SCARED!**

**AND  
I WILL  
WIN**



FIRST OF ALL,  
I'M APPLYING  
NUMBING  
DROPS  
TO GENTLY  
REMOVE THE  
EPITHELIUM

WHICH IS  
THE THIN  
LAYER ON THE  
SURFACE OF  
THE CORNEA

NOW,  
VIBEX®  
RAPID EYE  
DROPS ARE  
APPLIED TO  
THE CORNEA

AND  
REAPPLIED  
EVERY 2  
MINUTES FOR  
UP TO 10  
MINUTES

HEY  
AKIO,  
I AM  
HERE  
TO HELP  
YOU





**THE CORNEA IS  
NOW EXPOSED  
TO UV LIGHT  
FROM THE KXL®  
SYSTEM FOR UP  
TO 10 MINUTES**





**LOOK!  
THE UV  
LIGHT IS  
STRENGTHENING  
THE  
CORNEA**

**ITS  
OUR TURN  
TO FIGHT  
BACK!**






**AND  
FINALLY,  
I PUT IN PLACE  
A BANDAGE  
CONTACT  
LENS**

**THE  
TREATMENT IS  
COMPLETED**



**THAT'S IT,  
THE iLink™ V  
PROCEDURE  
IS DONE!**

**AKIO?  
ARE YOU  
WITH  
ME?**



**YES DR.,  
ALL FINE,  
WE WON THE  
FIGHT AND  
DEFEATED THE  
KC MONSTER!**



**YES,  
WE CAN SAY  
THE KC IS NOW  
BETTER  
CONTROLLED!**




**YOU CAN COME  
TO YOUR DAILY  
LIFE WORK  
NOW AKIO,**

**JUST  
TAKE INTO  
CONSIDERATION  
THE  
INFORMATION  
I WILL  
GIVE YOU  
NOW**

**ABOUT THE  
POST-OP  
PERIOD**








**YOU SHOULD NOT RUB YOUR EYES FOR  
THE FIRST FIVE DAYS AFTER THE  
PROCEDURE**



**LET ME  
EXPLAIN  
WHAT YOU  
CAN EXPECT  
AFTER THE  
TREATMENT**



**IN THE FOLLOWING DAYS AFTER  
TREATMENT, YOU MAY NOTICE A  
SENSITIVITY TO LIGHT AND HAVE A  
FOREIGN BODY SENSATION, THIS IS NORMAL**



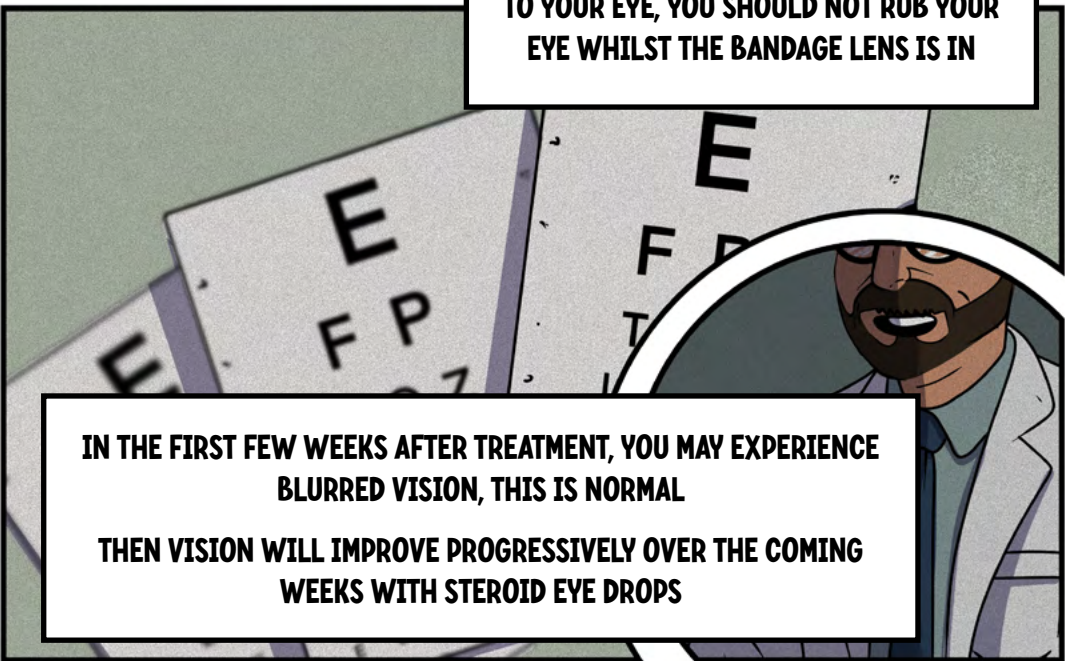
**YOU MAY ALSO EXPERIENCE DISCOMFORT  
IN THE TREATED EYE AND SUNGLASSES MAY  
HELP WITH LIGHT SENSITIVITY**



**IF YOU EXPERIENCE PAIN OR TOO MUCH EYE REDNESS, PLEASE CONTACT THE CLINIC AND WE WILL CHECK YOUR EYE**



**I HAD APPLIED A CONTACT BANDAGE LENS TO YOUR EYE, YOU SHOULD NOT RUB YOUR EYE WHILST THE BANDAGE LENS IS IN**



**IN THE FIRST FEW WEEKS AFTER TREATMENT, YOU MAY EXPERIENCE BLURRED VISION, THIS IS NORMAL**

**THEN VISION WILL IMPROVE PROGRESSIVELY OVER THE COMING WEEKS WITH STEROID EYE DROPS**






**I WILL  
CALL YOU  
IN A FEW DAYS  
TO SCHEDULE  
YOUR FIRST  
CONTROL  
VISIT**



**THANKS  
A LOT  
DR.!**



**THE  
iLink™ V  
CORNEAL  
CROSS-LINKING  
PLATFORM HAS  
HELPED ME TO  
SLOW OR STOP  
THE  
KERATOCUNUS  
MONSTER!**

# CROSS- LINKING

## REFERENCES:

1. Gore, Daniel M., et al. "Accelerated pulsed high-fluence corneal cross-linking for progressive keratoconus." American journal of ophthalmology 221 (2021): 9-16.
2. Garcia-Ferrer, Francisco J., et al. "Corneal ectasia preferred practice pattern®." Ophthalmology 126.1 (2019): P170-P215.
3. Moramarco, Antonio, et al. "Efficacy and safety of accelerated corneal cross-linking for progressive keratoconus: a 5-year follow-up study." Journal of Refractive Surgery 36.11 (2020): 724-730.
4. Bui, Anh D., et al. "Keratoconus diagnosis and treatment: recent advances and future directions." Clinical Ophthalmology (2023): 2705-2718.

## INDICATIONS:

### Intended Use

The KXL® System is intended for illuminating the cornea during corneal cross-linking procedures stabilizing cornea which have been weakened by disease or by refractive surgery.

### Safety Information

The KXL® System is contraindicated where the corneal thickness, with epithelium, is less than < 375 microns, in corneal melting disorders, aphakic patients, pseudophakic patients without UV blocking lens implanted, pregnant and nursing women, and children. Possible risks may include corneal haze, delayed epithelial healing, corneal edema, stromal scarring, keratitis by infection and sterile infiltrates. For full information consult the directions for use.

©2025 Glaukos. iLink™ V is a trademark of Glaukos Corp. KXL® and VibeX Rapid™ are trademarks of Avedro, a Glaukos Company. PM-EU-0361

**AVEDRO, A GLAUKOS COMPANY**

# GLAUKOS